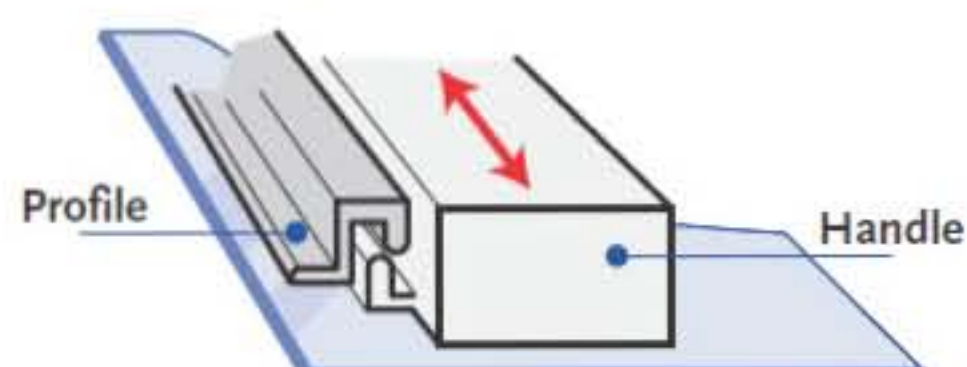




Blind operation mechanism at either Right or Left side of window. Can be fitted close to corner of room without any inconvenience. Depth of unit 25,4 mm for deep standard double-glazing windows. 16 mm wide blind slats. Aluminium frame.

Options

Orientation side	1100	Right
	1101	Left
Orientation system	1231	Magnetic handle



Properties

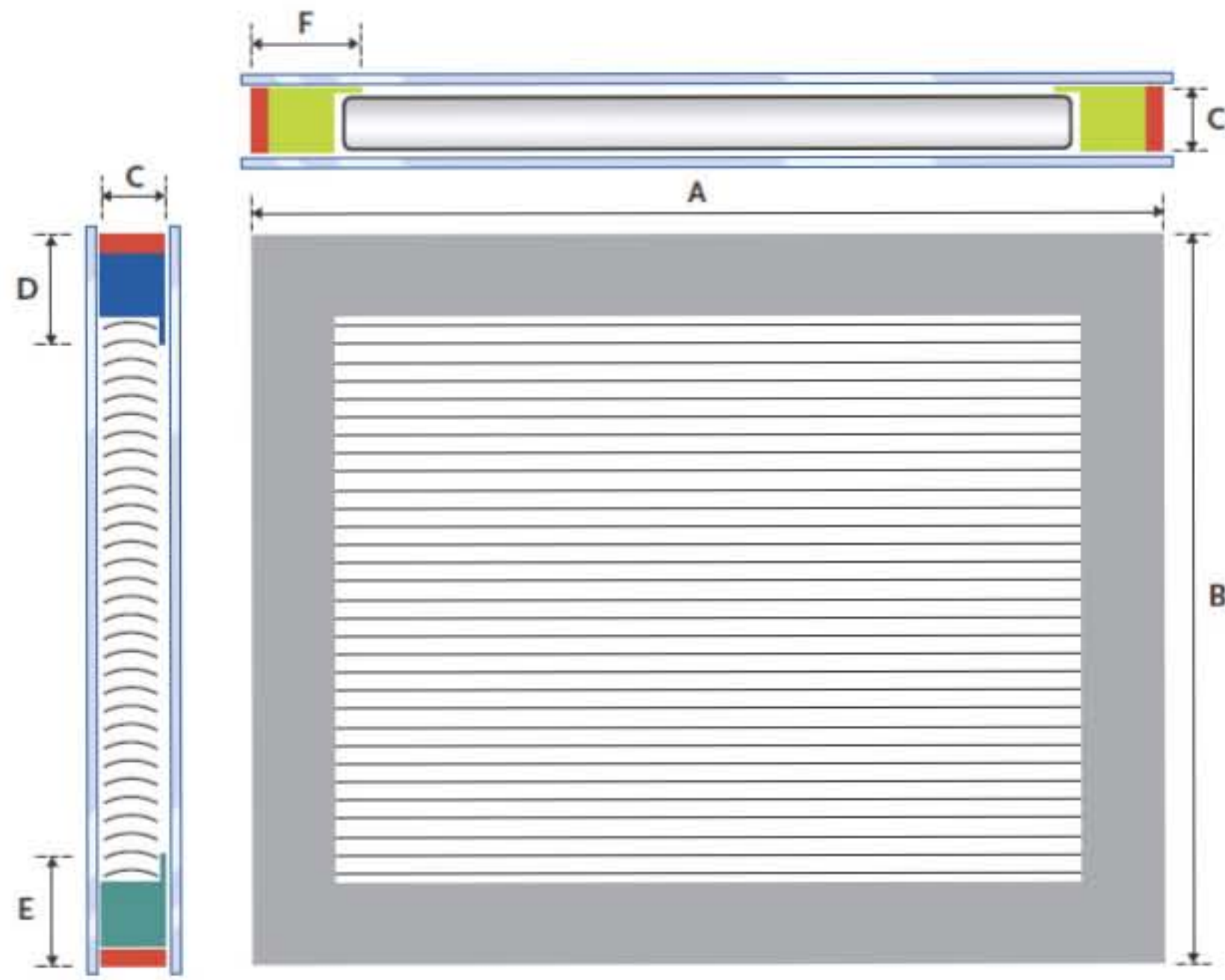
Slats	Material	Crowned high tensile aluminium
	Size	Width 16 mm
Cords	Cords	Polyester 1,3 mm
	Ladder string	Polyester width 18 mm Distance between ladder rungs 13 mm

Integral Blinds | Integrated Blinds | Interstitial Blinds

Sealed Unit Blinds in between Double Glazing

Manual tilting only (right or left)

General topics system AB2

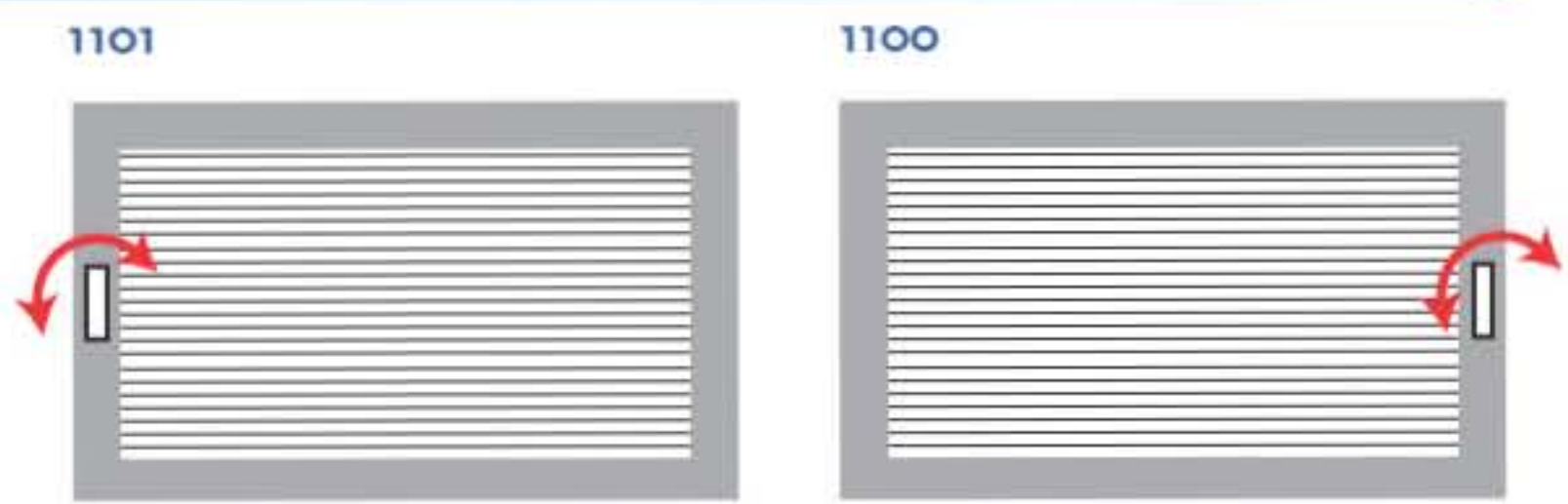


Ref.	Description	Size in mm
A	Width	As needed ¹⁾
B	Height	As needed ¹⁾
C	Depth	25,4
D	Top	40,0
E	Bottom	40,0
F	Side	40,0

- B**
- Head rail
 - Side channel
 - Bottom channel
 - Frame

Limitations in cm		
	Width	Height
Maximum	200	220
Minimum	30	50

Orientation sides



Profiles



Description	Type	Size in mm	Material
Head rail		32 x 25,4 x 25,4	Aluminium
Bottom channel		32 x 25,4 x 25,4	Aluminium
Side channel		32 x 25,4 x 25,4	Aluminium
Frame		25,4 x 8	Aluminium
Magnetic holder profile		11 x 6	Aluminium