

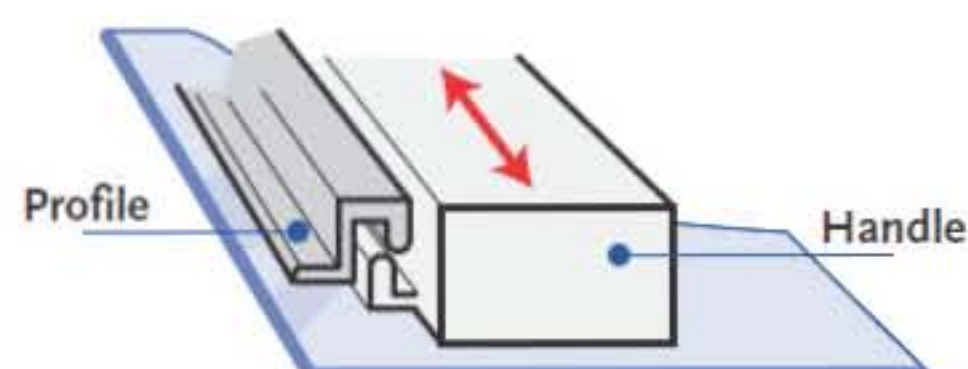


Blind operating mechanism at Top of window for low windows or at Bottom for windows high in wall.

Depth of unit 25,4 mm for deep standard double-glazing windows. 16 mm wide blind slats. Aluminium frame.

Options

Orientation side	1102	Bottom
	1105	Top
Orientation system	1231	Magnetic handle

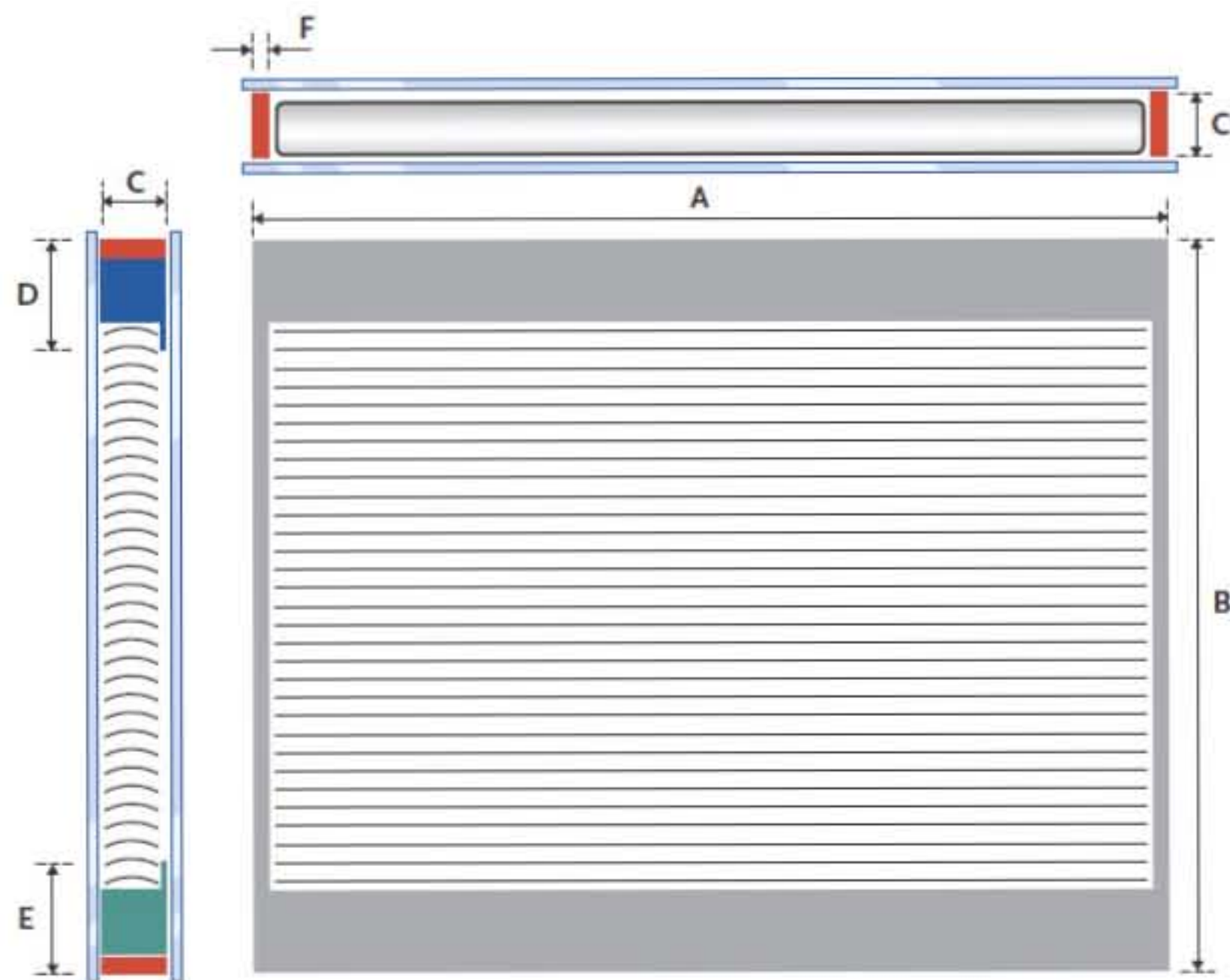


Properties

Slats	Material	Crowned high tensile aluminium
	Size	Width 16 mm
Cords	Cords	Polyester 1,3 mm
	Ladder string	Polyester width 18 mm Distance between ladder rungs 13 mm

Integral Blinds | Integrated Blinds | Interstitial Blinds

General topics system AB2




Ref.	Description	Size in mm
A	Width	As needed ¹⁾
B	Height	As needed ¹⁾
C	Depth	25,4
D	Top	40,0
E	Bottom	40,0
F	Side	8,0

- Head rail
- Bottom channel
- Frame


Limitations in cm ¹⁾		
	Width	Height
Maximum	200	220
Minimum	30	50

Orientation sides

1102



1105



Profiles



Description	Type	Size in mm	Material
Head rail		32 x 25,4 x 25,4	Aluminium
Bottom channel		32 x 25,4 x 25,4	Aluminium
Frame		25,4 x 8	Aluminium
Magnetic holder profile		11 x 6	Aluminium